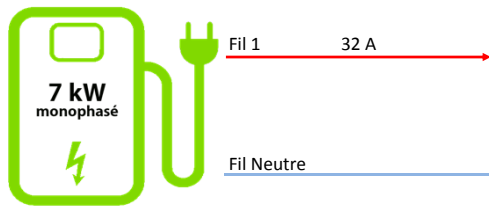


**BORNE DE RECHARGE**  
courant alternatif (AC)



**PUISSANCE MAXIMALE**

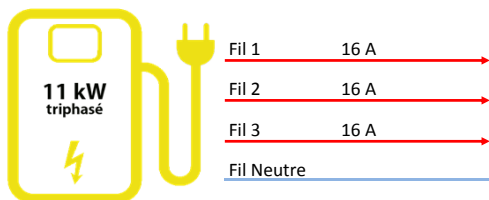
32 A

**= 7 kW**



**VÉHICULE**

63 A Fil 1  
63 A Fil 2  
63 A Fil 3  
Fil Neutre

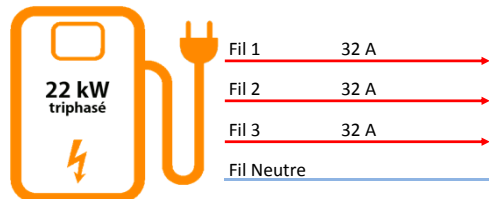


16 A

**= 11 kW**



63 A Fil 1  
63 A Fil 2  
63 A Fil 3  
Fil Neutre

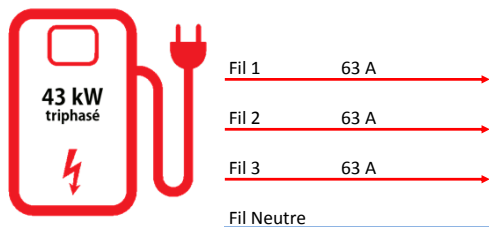


32 A

**= 22 kW**



63 A Fil 1  
63 A Fil 2  
63 A Fil 3  
Fil Neutre



63 A

**= 43 kW**



63 A Fil 1  
63 A Fil 2  
63 A Fil 3  
Fil Neutre

